



### District Report Card: 2017


<b>State:</b> West Bengal	<b>District:</b> Purba Bardhaman
<b>Class:</b> 3	<b>Subject:</b> Language
<b>Schools:</b> 61	<b>Students:</b> 1165


### Participation/Coverage


#### Students

<div>GENDER</div> <div></div>	Boys		Girls	
	Number	%	Number	%
	582	49.96	583	50.04

<div>AREA</div> <div></div>	Rural		Urban	
	Number	%	Number	%
	1049	90.04	116	9.96

<div>CATEGORY</div> <div></div>	SC		ST		OBC		GEN	
	Number	%	Number	%	Number	%	Number	%
	474	40.69	72	6.18	176	15.11	443	38.03

<div>CWSN</div> <div></div>	LD	VI	HI	S&LD	ID	Oth
	0	1	1	2	0	6

<div>Management</div> <div></div>	Government		Government-aided	
	Number	%	Number	%
	415	35.62	750	64.38

### Average Performance of Students in Language (%)

Overall	Gender		Area		Management		Social Group			
	Male	Female	Rural	Urban	Govt.	Aided	SC	ST	OBC	GEN
79.42	78.22	80.62	79.21	81.32	78.89	79.72	77.48	76.94	79.51	81.87

## Performance on Learning Outcomes (LOs)

Learning Outcomes	Description	Average Performance(%)
L304	Reads small texts with comprehension i.e., identifies main ideas, details, sequence and draws conclusions	79.85
L312	Reads printed scripts on the classroom walls: poems, posters, charts etc.	78.56

Range of Performance of Students who Answered Correctly							
Below 30%		30% - 50%		50% - 75%		Above 75%	
Number	%	Number	%	Number	%	Number	%
28	2.40	75	6.44	302	25.92	760	65.24

### Lowest Performing Learning Outcomes (LOs)

1 - Reads printed scripts on the classroom walls: poems, posters, charts etc. (78.56)

2 - Reads small texts with comprehension i.e., identifies main ideas, details, sequence and draws conclusions (79.85)